NDUFA5 Polyclonal Antibody

Catalog No. E-AB-15237

Note: Centrifuge before opening to ensure complete recovery of vial contents.

Description

Reactivity	Human,Mouse
Immunogen	Recombinant protein of human NDUFA5
Host	Rabbit
Isotype	IgG
Purification	Affinity purification
Conjugation	Unconjugated
Buffer	PBS with 0.05% sodium azide and 50% glycerol, PH7.4

Applications	Recommended Dilution
WB	1:500-1:2000
IHC	1:50-1:200

Data



Western Blot analysis of Human bladder carcinoma and fetal brain tissue using NDUFA5 Polyclonal Antibody at dilution of 1:400
Calculated Mw:13kDa

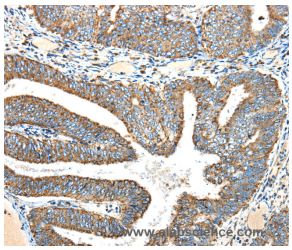

Immunohistochemistry of paraffin-embedded Human colon cancer using NDUFA5 Polyclonal Antibody at dilution of 1:40

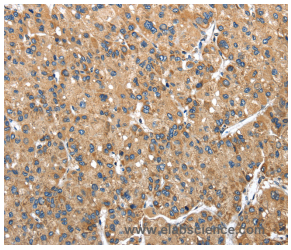

Immunohistochemistry of paraffin-embedded Human liver cancer using NDUFA5 Polyclonal Antibody at dilution of 1:40

Preparation & Storage

Storage	Store at -20℃. Avoid freeze / thaw cycles.

Background

This nuclear gene encodes a conserved protein that comprises the B13 subunit of complex I of the mitochondrial respiratory chain. The encoded protein localizes to the inner mitochondrial membrane, where it is thought to aid in the transfer of electrons from NADH to ubiquinone. Alternative splicing results in multiple transcript variants. There are numerous pseudogenes of this gene on chromosomes 1, 3, 6, 8, 9, 11, 12, and 16.

Toll-free: 1-888-852-8623 Tel: 1-832-243-6086 Fax: 1-832-243-6017
Web: www.elabscience.com Email: techsupport@elabscience.com