MRPL39 Polyclonal Antibody

Catalog No. E-AB-15214

Note: Centrifuge before opening to ensure complete recovery of vial contents.

Description

Reactivity	Human,Mouse
Immunogen	Recombinant protein of human MRPL39
Host	Rabbit
Isotype	IgG
Purification	Affinity purification
Conjugation	Unconjugated
Buffer	PBS with 0.05% sodium azide and 50% glycerol, PH7.4

Applications	Recommended Dilution
WB	1:500-1:2000
IHC	1:25-1:100

Data

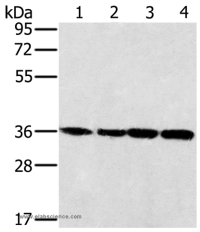

Western Blot analysis of 293T, K562, 231 and hela cell using MRPL39 Polyclonal Antibody at dilution of 1:400

Calculated Mw:39kDa

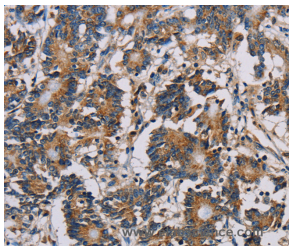

Immunohistochemistry of paraffin-embedded Human colon cancer using MRPL39 Polyclonal Antibody at dilution of 1:30

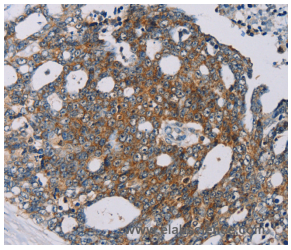

Immunohistochemistry of paraffin-embedded Human cervical cancer using MRPL39 Polyclonal Antibody at dilution of 1:30

Preparation & Storage

Storage	Store at -20℃. Avoid freeze / thaw cycles.

Toll-free: 1-888-852-8623 Tel: 1-832-243-6086 Fax: 1-832-243-6017
Web: www.elabscience.com Email: techsupport@elabscience.com

Background

Mammalian mitochondrial ribosomal proteins are encoded by nuclear genes and help in protein synthesis within the mitochondrion.Mitochondrial ribosomes (mitoribosomes) consist of a small 28S subunit and a large 39S subunit.They have an estimated 75% protein to rRNA composition compared to prokaryotic ribosomes, where this ratio is reversed.Another difference between mammalian mitoribosomes and prokaryotic ribosomes is that the latter contain a 5S rRNA.

Toll-free: 1-888-852-8623 Tel: 1-832-243-6086 Fax: 1-832-243-6017
Web: www.elabscience.com Email: techsupport@elabscience.com