MCM3AP Polyclonal Antibody

Catalog No. E-AB-15058

Note: Centrifuge before opening to ensure complete recovery of vial contents.

Description

Reactivity	Human
Immunogen	Recombinant protein of human MCM3AP
Host	Rabbit
Isotype	IgG
Purification	Affinity purification
Conjugation	Unconjugated
Buffer	PBS with 0.05% sodium azide and 50% glycerol, PH7.4

Applications	Recommended Dilution
WB	1:500-1:2000
IHC	1:50-1:200

Data



Western Blot analysis of Hela and 293T cell using MCM3AP Polyclonal Antibody at dilution of 1:350
Calculated Mw:218kDa

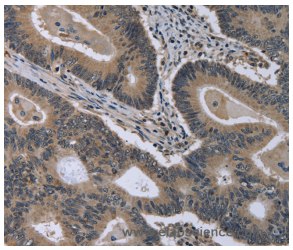

Immunohistochemistry of paraffin-embedded Human colon cancer using MCM3AP Polyclonal Antibody at dilution of 1:30

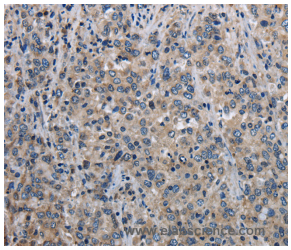

Immunohistochemistry of paraffin-embedded Human liver cancer using MCM3AP Polyclonal Antibody at dilution of 1:30

Preparation & Storage

Storage Store at -20℃. Avoid freeze / thaw cycles.

Background

The minichromosome maintenance protein 3 (MCM3) is one of the MCM proteins essential for the initiation of DNA replication.The protein encoded by this gene is a MCM3 binding protein.It was reported to have phosphorylation-dependent DNA-primase activity, which was up-regulated in antigen immunization induced germinal center.This protein was demonstrated to be an acetyltransferase that acetylates MCM3 and plays a role in DNA replication.The mutagenesis of a nuclear localization signal of MCM3 affects the binding of this protein with MCM3, suggesting that this protein may also facilitate MCM3 nuclear localization.This gene is expressed in the brain or in neuronal tissue.An allelic variant encoding amino acid Lys at 915, instead of conserved Glu, has been identified in patients with mild intellectual disability.

Toll-free: 1-888-852-8623 Tel: 1-832-243-6086 Fax: 1-832-243-6017
Web: www.elabscience.com Email: techsupport@elabscience.com