NCEH1 Polyclonal Antibody

Catalog No. E-AB-14454

Note: Centrifuge before opening to ensure complete recovery of vial contents.

Description

Reactivity	Human,Mouse,Rat
Immunogen	Recombinant protein of human NCEH1
Host	Rabbit
Isotype	IgG
Purification	Affinity purification
Conjugation	Unconjugated
Buffer	PBS with 0.05% sodium azide and 50% glycerol, PH7.4

Applications	Recommended Dilution
WB	1:1000-1:5000
IHC	1:100-1:300

Data

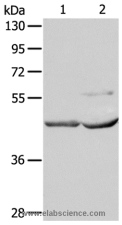

Western Blot analysis of Mouse kidney and heart tissue using NCEH1 Polyclonal Antibody at dilution of 1:1350

Calculated Mw:46kDa

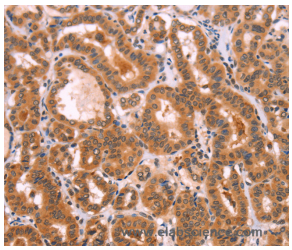

Immunohistochemistry of paraffin-embedded Human brain using NCEH1 Polyclonal Antibody at dilution of 1:80

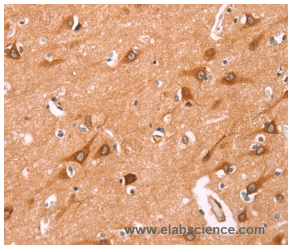

Immunohistochemistry of paraffin-embedded Human thyroid cancer using NCEH1 Polyclonal Antibody at dilution of 1:80

Preparation & Storage

Storage	Store at -20℃. Avoid freeze / thaw cycles.

Toll-free: 1-888-852-8623 Tel: 1-832-243-6086 Fax: 1-832-243-6017
Web: www.elabscience.com Email: techsupport@elabscience.com

Background

Neutral cholesterol ester hydrolase 1 (NCEH) also known as arylacetamide deacetylase-like 1 (AADACL1) or KIAA1363 is an enzyme that in humans is encoded by the NCEH1 gene.NCEH is an enzyme located in the endoplasmic reticulum.NCEH hydrolyzes 2-acetyl monoalkylglycerol ether, as part of an enzymatic pathway regulating the levels of platelet activating factor and lysophospholipids that may be involved in cancer development.

Toll-free: 1-888-852-8623 Tel: 1-832-243-6086 Fax: 1-832-243-6017
Web: www.elabscience.com Email: techsupport@elabscience.com