NAMPT Polyclonal Antibody

Catalog No. E-AB-14435

Note: Centrifuge before opening to ensure complete recovery of vial contents.

Description

Reactivity	Human,Mouse,Rat
Immunogen	Recombinant protein of human NAMPT
Host	Rabbit
Isotype	IgG
Purification	Affinity purification
Conjugation	Unconjugated
Buffer	PBS with 0.05% sodium azide and 50% glycerol, PH7.4

Applications	Recommended Dilution
WB	1:500-1:2000
IHC	1:50-1:200

Data

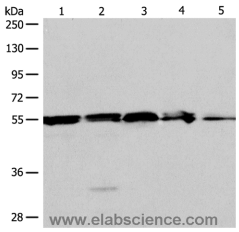

Western Blot analysis of A375, 293T cell and Mouse liver tissue, Jurkat cell and Human fetal kidney tissue using NAMPT Polyclonal Antibody at dilution of 1:700

Calculated Mw:56kDa

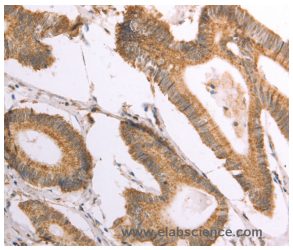

Immunohistochemistry of paraffin-embedded Human colon cancer using NAMPT Polyclonal Antibody at dilution of 1:30

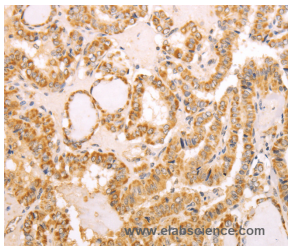

Immunohistochemistry of paraffin-embedded Human thyroid cancer using NAMPT Polyclonal Antibody at dilution of 1:30

Preparation & Storage

Toll-free: 1-888-852-8623 Tel: 1-832-243-6086 Fax: 1-832-243-6017
Web: www.elabscience.com Email: techsupport@elabscience.com

Storage Store at -20℃. Avoid freeze / thaw cycles.

Background

This gene encodes a protein that catalyzes the condensation of nicotinamide with 5-phosphoribosyl-1-pyrophosphate to yield nicotinamide mononucleotide, one step in the biosynthesis of nicotinamide adenine dinucleotide.The protein belongs to the nicotinic acid phosphoribosyltransferase (NAPRTase) family and is thought to be involved in many important biological processes, including metabolism, stress response and aging.This gene has a pseudogene on chromosome 10.

Toll-free: 1-888-852-8623 Tel: 1-832-243-6086 Fax: 1-832-243-6017
Web: www.elabscience.com Email: techsupport@elabscience.com