# NFE2L1 Polyclonal Antibody

**Catalog No.** E-AB-14255

***Note:*** Centrifuge before opening to ensure complete recovery of vial contents.

## Description

| | |
|---|---|
| **Reactivity** | Human,Mouse |
| **Immunogen** | Recombinant protein of human NFE2L1 |
| **Host** | Rabbit |
| **Isotype** | IgG |
| **Purification** | Affinity purification |
| **Conjugation** | Unconjugated |
| **Buffer** | PBS with 0.05% sodium azide and 50% glycerol, PH7.4 |

| Applications | Recommended Dilution |
|---|---|
| **WB** | 1:200-1:1000 |
| **IHC** | 1:25-1:100 |

## Data

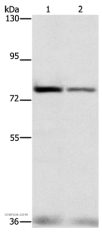


Western Blot analysis of HepG2 and hela cell using NFE2L1 Polyclonal Antibody at dilution of 1:280
**Calculated Mw:85kDa**

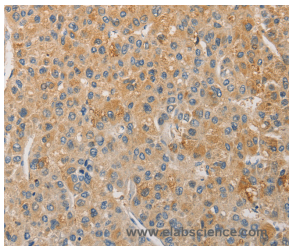


Immunohistochemistry of paraffin-embedded Human liver cancer using NFE2L1 Polyclonal Antibody at dilution of 1:30

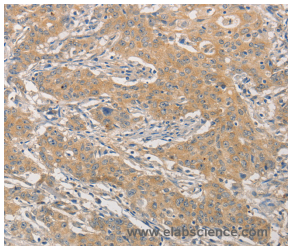


Immunohistochemistry of paraffin-embedded Human gastric cancer using NFE2L1 Polyclonal Antibody at dilution of 1:30

## Preparation & Storage

| | |
|---|---|
| **Storage** | Store at -20℃. Avoid freeze / thaw cycles. |

## Background

This gene encodes a protein that is involved in globin gene expression in erythrocytes.Confusion has occurred in bibliographic databases due to the shared symbol of NRF1 for this gene, NFE2L1, and for "nuclear respiratory factor 1" which has an official symbol of NRF1.


Toll-free: 1-888-852-8623 Tel: 1-832-243-6086 Fax: 1-832-243-6017
Web: www.elabscience.com Email: techsupport@elabscience.com