MVP Polyclonal Antibody

Catalog No. E-AB-14194

Note: Centrifuge before opening to ensure complete recovery of vial contents.

Description

Reactivity	Human,Mouse,Rat
Immunogen	Recombinant protein of human MVP
Host	Rabbit
Isotype	IgG
Purification	Affinity purification
Conjugation	Unconjugated
Buffer	PBS with 0.05% sodium azide and 50% glycerol, PH7.4

Applications	Recommended Dilution
WB	1:500-1:2000
IHC	1:25-1:100

Data

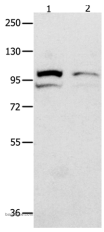

Western Blot analysis of 231 cell and Mouse kidney tissue using MVP Polyclonal Antibody at dilution of 1:500
Calculated Mw:99kDa

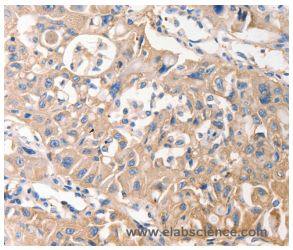

Immunohistochemistry of paraffin-embedded Human lung cancer using MVP Polyclonal Antibody at dilution of 1:40

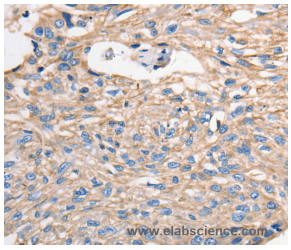

Immunohistochemistry of paraffin-embedded Human esophagus cancer using MVP Polyclonal Antibody at dilution of 1:40

Preparation & Storage

Storage	Store at -20℃. Avoid freeze / thaw cycles.

Toll-free: 1-888-852-8623 Tel: 1-832-243-6086 Fax: 1-832-243-6017
Web: www.elabscience.com Email: techsupport@elabscience.com

Background

This gene encodes the major component of the vault complex. Vaults are multi-subunit ribonucleoprotein structures that may be involved in nucleo-cytoplasmic transport. The encoded protein may play a role in multiple cellular processes by regulating the MAP kinase, JAK/STAT and phosphoinositide 3-kinase/Akt signaling pathways. The encoded protein also plays a role in multidrug resistance, and expression of this gene may be a prognostic marker for several types of cancer. Alternatively spliced transcript variants have been observed for this gene.

Toll-free: 1-888-852-8623 Tel: 1-832-243-6086 Fax: 1-832-243-6017
Web: www.elabscience.com Email: techsupport@elabscience.com