NDUFS2 Polyclonal Antibody

Catalog No. E-AB-13445

Note: Centrifuge before opening to ensure complete recovery of vial contents.

Description

Reactivity	Human,Mouse,Rat
Immunogen	Synthetic peptide of human NDUFS2
Host	Rabbit
Isotype	IgG
Purification	Affinity purification
Conjugation	Unconjugated
Buffer	PBS with 0.05% sodium azide and 50% glycerol, PH7.4

Applications	Recommended Dilution
WB	1:200-1:1000
IHC	1:50-1:200

Data



Western Blot analysis of Mouse heart tissue using NDUFS2 Polyclonal Antibody at dilution of 1:250
Calculated Mw:53kDa

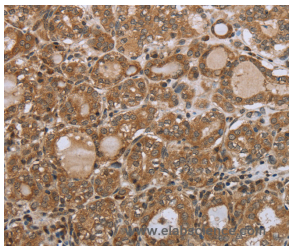

Immunohistochemistry of paraffin-embedded Human thyroid cancer using NDUFS2 Polyclonal Antibody at dilution of 1:35

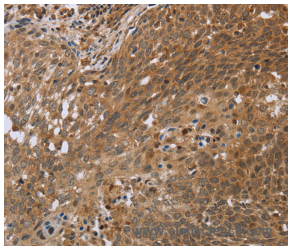

Immunohistochemistry of paraffin-embedded Human cervical cancer using NDUFS2 Polyclonal Antibody at dilution of 1:35

Preparation & Storage

Storage	Store at -20℃. Avoid freeze / thaw cycles.

Background

The protein encoded by this gene is a core subunit of the mitochondrial membrane respiratory chain NADH dehydrogenase (complex I). Mammalian mitochondrial complex I is composed of at least 43 different subunits, 7 of which are encoded by the mitochondrial genome, and the rest are the products of nuclear genes. The iron-sulfur protein fraction of complex I is made up of 7 subunits, including this gene product. Complex I catalyzes the NADH oxidation with concomitant ubiquinone reduction and proton ejection out of the mitochondria. Mutations in this gene are associated with mitochondrial complex I deficiency. Alternatively spliced transcript variants encoding different isoforms have been found for this gene.

Toll-free: 1-888-852-8623 Tel: 1-832-243-6086 Fax: 1-832-243-6017
Web: www.elabscience.com Email: techsupport@elabscience.com