MT-ND1 Polyclonal Antibody

Catalog No. E-AB-13427

Note: Centrifuge before opening to ensure complete recovery of vial contents.

Description

Reactivity	Human,Mouse,Rat
Immunogen	Synthetic peptide of human MT-ND1
Host	Rabbit
Isotype	IgG
Purification	Affinity purification
Conjugation	Unconjugated
Buffer	PBS with 0.05% sodium azide and 50% glycerol, PH7.4

Applications	Recommended Dilution
WB	1:200-1:1000
IHC	1:50-1:200

Data

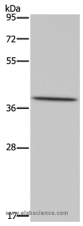

Western Blot analysis of Hela cell using MT-ND1 Polyclonal Antibody at dilution of 1:450
Calculated Mw:36kDa

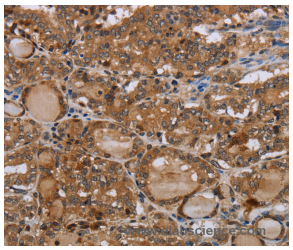

Immunohistochemistry of paraffin-embedded Human thyroid cancer using MT-ND1 Polyclonal Antibody at dilution of 1:50

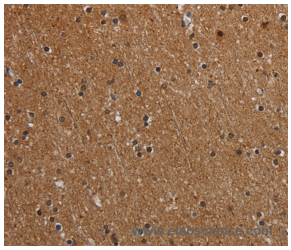

Immunohistochemistry of paraffin-embedded Human brain using MT-ND1 Polyclonal Antibody at dilution of 1:50

Preparation & Storage

Storage	Store at -20℃. Avoid freeze / thaw cycles.

Background

NADH:ubiquinone oxidoreductase (complex I) is an extremely complicated multiprotein complex located in the inner mitochondrial membrane. Human complex I is important for energy metabolism because its main function is to transport electrons from NADH to ubiquinone, which is accompanied by translocation of protons from the mitochondrial matrix to the intermembrane space. Human complex I appears to consist of 41 subunits. A small number of complex I subunits are the products of mitochondrial genes (subunits 1-7), while the remainder are nuclear encoded and imported from the cytoplasm. NADH dehydrogenase subunit 1 (ND1) binds rotenone and rotenone analogs and might be involved in electron transfer to ubiquinone. Mutations in the ND1 gene may be implicated in several disorders, including Leber hereditary optic neuropathy, Alzheimer disease, and Parkinson disease.

Toll-free: 1-888-852-8623 Tel: 1-832-243-6086 Fax: 1-832-243-6017
Web: www.elabscience.com Email: techsupport@elabscience.com