MYL3 Polyclonal Antibody

Catalog No. E-AB-11415

Note: Centrifuge before opening to ensure complete recovery of vial contents.

Description

Reactivity	Human,Mouse,Rat
Immunogen	Recombinant protein of human MYL3
Host	Rabbit
Isotype	IgG
Purification	Affinity purification
Conjugation	Unconjugated
Buffer	PBS with 0.05% sodium azide and 50% glycerol, PH7.4

Applications	Recommended Dilution
WB	1:1000-1:5000
IHC	1:50-1:200

Data

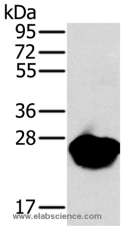

Western Blot analysis of Mouse heart tissue using MYL3 Polyclonal Antibody at dilution of 1:650
Calculated Mw:22kDa

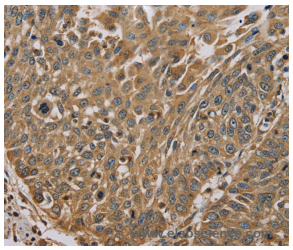

Immunohistochemistry of paraffin-embedded Human lung cancer using MYL3 Polyclonal Antibody at dilution of 1:45

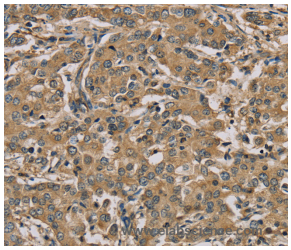

Immunohistochemistry of paraffin-embedded Human liver cancer using MYL3 Polyclonal Antibody at dilution of 1:45

Preparation & Storage

Storage Store at -20℃. Avoid freeze / thaw cycles.

Background

MYL3 encodes myosin light chain 3, an alkali light chain also referred to in the literature as both the ventricular isoform and the slow skeletal muscle isoform.Mutations in MYL3 have been identified as a cause of mid-left ventricular chamber type hypertrophic cardiomyopathy.

Toll-free: 1-888-852-8623 Tel: 1-832-243-6086 Fax: 1-832-243-6017
Web: www.elabscience.com Email: techsupport@elabscience.com