MTFP1 Polyclonal Antibody

Catalog No. E-AB-11412

Note: Centrifuge before opening to ensure complete recovery of vial contents.

Description

Reactivity	Human,Mouse
Immunogen	Recombinant protein of human MTFP1
Host	Rabbit
Isotype	IgG
Purification	Affinity purification
Conjugation	Unconjugated
Buffer	PBS with 0.05% sodium azide and 50% glycerol, PH7.4

Applications	Recommended Dilution
WB	1:500-1:2000
IHC	1:50-1:200

Data

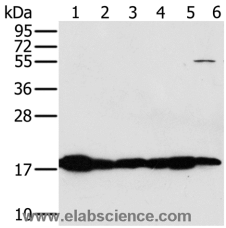

Western Blot analysis of Mouse heart and muscle tissue, hela cell and Mouse liver tissue, Mouse kidney tissue and hepg2 cell using MTFP1 Polyclonal Antibody at dilution of 1:450
Calculated Mw:18kDa

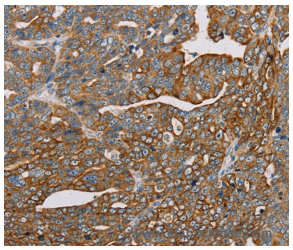

Immunohistochemistry of paraffin-embedded Human cervical cancer using MTFP1 Polyclonal Antibody at dilution of 1:30

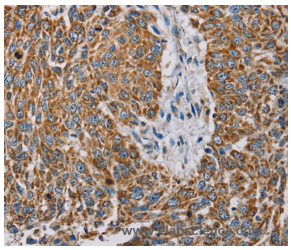

Immunohistochemistry of paraffin-embedded Human lung cancer using MTFP1 Polyclonal Antibody at dilution of 1:30

Preparation & Storage

Storage Store at -20℃. Avoid freeze / thaw cycles.

Background

MTP18 (mitochondrial 18 kDa protein), also known as HSPC242, is a 166 amino acid protein essential for cell viability. MTP18 may also have a role in maintaining the integrity of the mitochondrial network. Localized to the mitochonrion, expression of MTP18 is regulated by the PI 3-kinase pathway. Loss of function of MTP18 results in the release of cytochrome c, which subsequently activates the caspase cascade and leads to apoptosis.

Toll-free: 1-888-852-8623 Tel: 1-832-243-6086 Fax: 1-832-243-6017
Web: www.elabscience.com Email: techsupport@elabscience.com