MRPL28 Polyclonal Antibody

Catalog No. E-AB-11405

Note: Centrifuge before opening to ensure complete recovery of vial contents.

Description

Reactivity	Human,Mouse
Immunogen	Recombinant protein of human MRPL28
Host	Rabbit
Isotype	IgG
Purification	Affinity purification
Conjugation	Unconjugated
Buffer	PBS with 0.05% sodium azide and 50% glycerol, PH7.4

Applications	Recommended Dilution
WB	1:1000-1:5000
IHC	1:100-1:300

Data

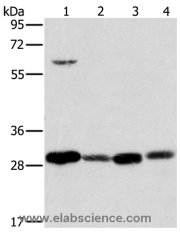

Western Blot analysis of 293T cell and Human testis tissue, A375 cell and Human normal kidney tissue using MRPL28 Polyclonal Antibody at dilution of 1:600

Calculated Mw:30kDa

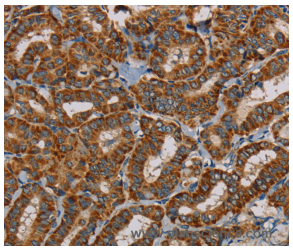

Immunohistochemistry of paraffin-embedded Human thyroid cancer using MRPL28 Polyclonal Antibody at dilution of 1:45

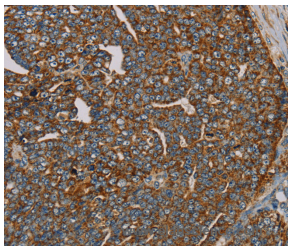

Immunohistochemistry of paraffin-embedded Human cervical cancer using MRPL28 Polyclonal Antibody at dilution of 1:45

Preparation & Storage

Toll-free: 1-888-852-8623 Tel: 1-832-243-6086 Fax: 1-832-243-6017
Web: www.elabscience.com Email: techsupport@elabscience.com

Storage Store at -20℃. Avoid freeze / thaw cycles.

Background

Mammalian mitochondrial ribosomal proteins are encoded by nuclear genes and help in protein synthesis within the mitochondrion.Mitochondrial ribosomes (mitoribosomes) consist of a small 28S subunit and a large 39S subunit.They have an estimated 75% protein to rRNA composition compared to prokaryotic ribosomes, where this ratio is reversed.Another difference between mammalian mitoribosomes and prokaryotic ribosomes is that the latter contain a 5S rRNA.Among different species, the proteins comprising the mitoribosome differ greatly in sequence, and sometimes in biochemical properties, which prevents easy recognition by sequence homology.

Toll-free: 1-888-852-8623 Tel: 1-832-243-6086 Fax: 1-832-243-6017
Web: www.elabscience.com Email: techsupport@elabscience.com