MIER2 Polyclonal Antibody

Catalog No. E-AB-11398

Note: Centrifuge before opening to ensure complete recovery of vial contents.

Description

Reactivity	Human,Mouse
Immunogen	Recombinant protein of human MIER2
Host	Rabbit
Isotype	IgG
Purification	Affinity purification
Conjugation	Unconjugated
Buffer	PBS with 0.05% sodium azide and 50% glycerol, PH7.4

Applications	Recommended Dilution
WB	1:200-1:1000
IHC	1:100-1:300

Data

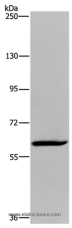

Western Blot analysis of Hela cell using MIER2 Polyclonal Antibody at dilution of 1:550
Calculated Mw:60kDa

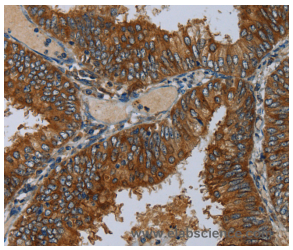

Immunohistochemistry of paraffin-embedded Human colon cancer using MIER2 Polyclonal Antibody at dilution of 1:50

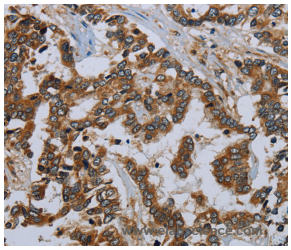

Immunohistochemistry of paraffin-embedded Human liver cancer using MIER2 Polyclonal Antibody at dilution of 1:50

Preparation & Storage

Storage	Store at -20℃. Avoid freeze / thaw cycles.

Background

MIER2(mesoderm induction early response 1, family member 2), also known as Mi-er2 or KIAA1193, is a protein that in humans is encoded by the MIER2 gene. It is a transcriptional repressor.

Toll-free: 1-888-852-8623 Tel: 1-832-243-6086 Fax: 1-832-243-6017
Web: www.elabscience.com Email: techsupport@elabscience.com