MSN Polyclonal Antibody

Catalog No. E-AB-10465

Note: Centrifuge before opening to ensure complete recovery of vial contents.

Description

Reactivity	Human,Mouse,Rat
Immunogen	Recombinant protein of human MSN
Host	Rabbit
Isotype	IgG
Purification	Affinity purification
Conjugation	Unconjugated
Buffer	PBS with 0.05% sodium azide and 50% glycerol, PH7.4

Applications	Recommended Dilution
WB	1:500-1:2000
IHC	1:50-1:200

Data

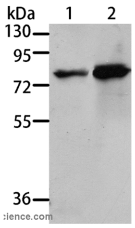

Western Blot analysis of 293T and A431 cell using MSN Polyclonal Antibody at dilution of 1:500
Calculated Mw:68kDa

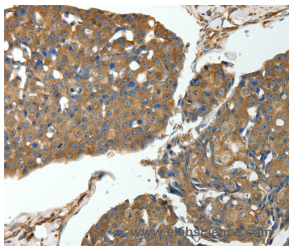

Immunohistochemistry of paraffin-embedded Human breast cancer using MSN Polyclonal Antibody at dilution of 1:30

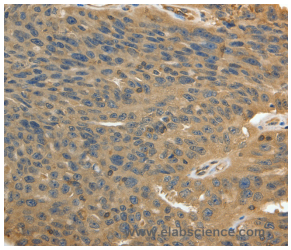

Immunohistochemistry of paraffin-embedded Human ovarian cancer using MSN Polyclonal Antibody at dilution of 1:30

Preparation & Storage

Storage	Store at -20℃. Avoid freeze / thaw cycles.

Background

Moesin (for membrane-organizing extension spike protein) is a member of the ERM family which includes ezrin and radixin. ERM proteins appear to function as cross-linkers between plasma membranes and actin-based cytoskeletons. Moesin is localized to filopodia and other membranous protrusions that are important for cell-cell recognition and signaling and for cell movement. Probably involved in connections of major cytoskeletal structures to the plasma membrane. May inhibit herpes simplex virus 1 infection at an early stage.

Toll-free: 1-888-852-8623 Tel: 1-832-243-6086 Fax: 1-832-243-6017
Web: www.elabscience.com Email: techsupport@elabscience.com