MCM6 Polyclonal Antibody

Catalog No. E-AB-10451

Note: Centrifuge before opening to ensure complete recovery of vial contents.

Description

Reactivity	Human,Mouse,Rat
Immunogen	Recombinant protein of human MCM6
Host	Rabbit
Isotype	IgG
Purification	Affinity purification
Conjugation	Unconjugated
Buffer	PBS with 0.05% sodium azide and 50% glycerol, PH7.4

Applications	Recommended Dilution
WB	1:500-1:2000
IHC	1:50-1:200

Data

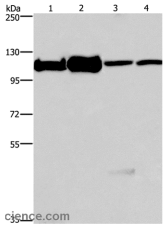

Western Blot analysis of 293T, K562, NIH/3T3 and hela cell using MCM6 Polyclonal Antibody at dilution of 1:500
Calculated Mw:93kDa

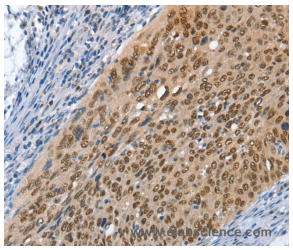

Immunohistochemistry of paraffin-embedded Human cervical cancer using MCM6 Polyclonal Antibody at dilution of 1:45

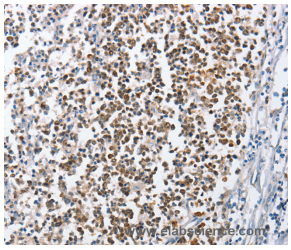

Immunohistochemistry of paraffin-embedded Human tonsil using MCM6 Polyclonal Antibody at dilution of 1:45

Preparation & Storage

Storage	Store at -20℃. Avoid freeze / thaw cycles.

Background

The protein encoded by this gene is one of the highly conserved mini-chromosome maintenance proteins (MCM) that are essential for the initiation of eukaryotic genome replication.The hexameric protein complex formed by the MCM proteins is a key component of the pre-replication complex (pre_RC) and may be involved in the formation of replication forks and in the recruitment of other DNA replication related proteins.The MCM complex consisting of this protein and MCM2, 4 and 7 proteins possesses DNA helicase activity, and may act as a DNA unwinding enzyme.The phosphorylation of the complex by CDC2 kinase reduces the helicase activity, suggesting a role in the regulation of DNA replication.

Toll-free: 1-888-852-8623 Tel: 1-832-243-6086 Fax: 1-832-243-6017
Web: www.elabscience.com Email: techsupport@elabscience.com